

ENVIRONMENTAL PRODUCT DECLARATION

as per ISO 14025 and EN 15804+A1




Owner of the Declaration	STEICO SE
Programme holder	Institut Bauen und Umwelt e.V. (IBU)
Publisher	Institut Bauen und Umwelt e.V. (IBU)
Declaration number	EPD-STE-20200172-IBA1-EN
Issue date	20.11.2020
Valid to	19.11.2025

STEICOzell wood fibre air-injected insulation
STEICO SE

www.ibu-epd.com | <https://epd-online.com>



1. General Information

<p>STEICO SE</p> <hr/> <p>Programme holder IBU – Institut Bauen und Umwelt e.V. Panoramastr. 1 10178 Berlin Germany</p> <hr/> <p>Declaration number EPD-STE-20200172-IBA1-EN</p> <hr/> <p>This declaration is based on the product category rules: Blow-in insulation materials made from cellulose and wood fibres, 12.2017 (PCR checked and approved by the SVR)</p> <hr/> <p>Issue date 20.11.2020</p> <hr/> <p>Valid to 19.11.2025</p> <hr/> <p></p> <hr/> <p>Dipl. Ing. Hans Peters (chairman of Institut Bauen und Umwelt e.V.)</p> <hr/> <p></p> <hr/> <p>Dr. Alexander Röder (Managing Director Institut Bauen und Umwelt e.V.)</p>	<p>STEICOzell</p> <hr/> <p>Owner of the declaration STEICO SE Otto-Lilienthal-Ring 30 85622 Feldkirchen Germany</p> <hr/> <p>Declared product / declared unit 1 kg wood fibre air-injected insulation</p> <hr/> <p>Scope: This Environmental Product Declaration applies for STEICOzell wood fibre air-injected insulation manufactured in the following plant: STEICO Sp. z o.o. ul. Przemysłowa 2 64-700 Czarnków</p> <p>The owner of the declaration shall be liable for the underlying information and evidence; the IBU shall not be liable with respect to manufacturer information, life cycle assessment data and evidences. The EPD was created according to the specifications of <i>EN 15804+A1</i>. In the following, the standard will be simplified as <i>EN 15804</i>.</p> <hr/> <p>Verification</p> <table border="1"> <tr> <td colspan="2">The standard <i>EN 15804</i> serves as the core PCR</td> </tr> <tr> <td colspan="2">Independent verification of the declaration and data according to <i>ISO 14025:2010</i></td> </tr> <tr> <td><input type="checkbox"/> internally</td> <td><input checked="" type="checkbox"/> externally</td> </tr> </table> <hr/> <p></p> <hr/> <p>Prof. Dr. Birgit Grahl (Independent verifier)</p>	The standard <i>EN 15804</i> serves as the core PCR		Independent verification of the declaration and data according to <i>ISO 14025:2010</i>		<input type="checkbox"/> internally	<input checked="" type="checkbox"/> externally
The standard <i>EN 15804</i> serves as the core PCR							
Independent verification of the declaration and data according to <i>ISO 14025:2010</i>							
<input type="checkbox"/> internally	<input checked="" type="checkbox"/> externally						

2. Product

2.1 Product description/Product definition

STEICOzell is a loose wood fibre air-injected insulation material made from natural wood fibres. Marked by swift machine processing, the product is designed for insulating cavities of all sizes and thicknesses, resulting in a joint- and cut-free installation. STEICOzell is permanently slump-resistant thanks to three-dimensional interlocking of the wood fibres.

Directive (EU) No. 305/2011 (CPR) applies for placing the product on the market in the EU/EFTA (except Switzerland). The product requires a Declaration of Performance in accordance with *ETA-12/0011*, 23.01.2017, STEICOzell thermal insulation material made from loose wood fibres and CE marking.

The following Declaration of Performance is available for STEICOzell: STEICOzell *DOP No. 05-0001-05*.

Use is governed by the respective national regulations.

2.2 Application

STEICOzell is suitable as both an insulating material for industrial prefabrication (e.g. of entire wall

elements) and for refurbishment work in new buildings, old buildings, half- and full-timber structures. The thermal layer is achieved by injecting the fibre material into the closed cavities under high pressure. The material adapts exactly to the adjacent components and fully fills out the cavities. Installation elements in the cavities are also enclosed exactly during air-injection without requiring any laborious manual work. Therefore, it does not matter if the cavities correspond with conventional insulation material sizes; STEICOzell achieves a homogeneous and joint-free filling, even in the most complicated structures.

As well as air-injected insulation, STEICOzell can also be used in exposed applications. Exposed applications are appropriate when STEICOzell is installed as exposed thermal insulation material on horizontal, curved or moderately inclined areas between joists or beams.

2.3 Technical Data

The following information refers to the STEICOzell product as delivered.

Technical construction data

Name	Value	Unit
Slump acc. to ISO 18393-1, Method A- slump after impact	<15	%
Slump acc. to ISO 18393-1, Method A- slump after vibration	<15	%
Water vapour diffusion resistance factor μ (in relation to indicated density))	1 - 2	-
flow resistance ISO 9053 at 30 kg/m ³	>5	kPa/m ²
Thermal conductivity air-injection process nominal value (in relation to indicated density)	0.038	W/(mK)
Reaction to fire classification acc. to EN 13501-1	E	-
Resistance to biological influence acc. to Annex B EAD	0	class
Humidity conversion factor Fm2 of thermal conductivity (23°C 50% relative humidity -23° 80% relative humidity)	1.02	
Density range depending on the area of application	-	-
Vertical : external wall and partition wall cavities	35 - 60	kg/m ³
Inclined : air-injected insulation in cavities under roof sealing >10° pitch	35 - 60	kg/m ³
Horizontal : air-injected insulation in ceiling cavities	35 - 60	kg/m ³
Horizontal : machine-processed, exposed insulation not subject to foot traffic on ceiling constructions	35 - 60	kg/m ³

The product performance values comply with the Declaration of Performance in terms of its essential characteristics in accordance with *ETA-12/0011*.

The STEICOzell product is monitored externally by the MPA North Rhine-Westphalia within the framework of the MPA NRW ZP 23-09 certification programme for loose thermal insulation materials for buildings (in-plant production control, product testing and external monitoring) *MPA NRW-00664-01*.

2.4 Delivery status

STEICOzell is offered in bags or loosely stacked on pallets:

- Individual 15 kg bags, 21 bags per pallet
- Large 270 kg bales (industrial packaging), 18 bales of 15 kg each per pallet, not individually wrapped
- Large 360 kg bales (industrial packaging), 18 bales of 20 kg each per pallet, not individually wrapped

Other forms of delivery available on request.

2.5 Base materials/Ancillary materials

The primary components of STEICOzell are wood fibres from conifers sourced from regional sustainable forestry. A low percentage of inorganic salts guarantees permanent material resistance and safe fire protection.

The product can be broken down into the following components:

Wood fibres: approx. 81%
Water: approx. 10%
Ammonium salts: approx. 8%
Paraffin: approx. 1%

The product contains substances on the /ECHA List of Candidates/ for including substances of very high concern in Annex XIV of the *REACH Directive* (last revised: 07.01.2019) exceeding 0.1% by mass: low percentage of boric acid < 1% (CAS no. 10043-35-3).

The product contains other CMR substances in categories 1A or 1B which are not on the *ECHA List of Candidates* exceeding 0.1% by mass in at least one partial product: no

Biocide products were added to this construction product or it has been treated with biocide products (this then concerns a treated product as defined by the (EU) *Ordinance on Biocide Products* No. 528/2012): no

2.6 Manufacture

STEICOzell is manufactured from untreated conifer wood by means of thermo-mechanical wood pulping and subsequent drying in the following steps:

- Processing of the raw timber to form wood chips
- Heating of the wood chips under steam pressure
- Defibration of the wood chips in the refiner
- Drying the fibres using a flash tube dryer
- Compression
- Packaging

All residual materials incurred during production are directed to in-house energy recycling.

Quality assurance systems:

- Quality management system acc. to *ISO 9001*
- Environmental management system acc. to *ISO 14001*
- CE marking in acc. with *EN 13171*, MPA North Rhine-Westphalia, Germany
- FSC certificate *CU-COC-841217*
- PEFC certificate *CU-PEFC-841217*
- Certificate of conformity *MPA NRW-00664-01*

2.7 Environment and health during manufacturing

Health protection

Owing to the manufacturing conditions, no other health protection measures are required extending beyond the legally specified measures.

Environmental protection

Air: Waste air generated during production is cleaned in accordance with statutory specifications.

Water/Soil: No direct pollution of water or soil is caused by the production process. Waste water incurred during production is reprocessed internally.

2.8 Product processing/Installation

STEICOzell is delivered in compressed form. The compressed fibre material is processed in special air-injection machines and blown through flexible tubes into the installation site.

STEICOzell is exclusively applied by trained partners and licenced firms. STEICO offers on-site support for processors of STEICO air-injected insulation in its capacity as the only manufacturer of wood fibre insulation materials.

2.9 Packaging

Polyethylene foil (PE), paper and cardboard as well as wood are used for packaging STEICO wood fibre insulation materials. All packing materials are recyclable if unmixed, and/or can be recovered as energy.

2.10 Condition of use

When used correctly and as designated, no material product changes are to be anticipated during the use phase.

2.11 Environment and health during use

Environment: When STEICO wood fibre insulation materials are used as designated, no hazard potential for water, air or soil is currently known (*IBR test report*).

Health: When STEICO wood fibre insulation materials are installed as designated, no health impairments or damage to health are to be anticipated.

It is possible that small quantities of product substances may escape. No emissions of health relevance were detected (*IBR test report*).

In order to exceed the statutory limit values with regards to emissions, radioactivity, VOC etc., STEICO wood fibre insulation materials are tested externally (*IBR test report*).

2.12 Reference service life

When used as designated, infinite durability of the STEICO insulating materials can be anticipated. Accordingly, the average service life of the product is equivalent to the service life of the building. Under Central European climate conditions, a service life of 50 years can be assumed as a conservative duration.

There are no known or anticipated influences on product ageing when the products are applied in accordance with the generally accepted rules of technology.

2.13 Extraordinary effects

Fire

Information in acc. with *DIN EN 13501-1*

Fire protection

Name	Value
Building material class	E
Burning droplets	-
Smoke production	-

Water

STEICO wood fibre insulation materials do not comprise any leachable components which are hazardous to water. Wood fibre insulation materials do not offer permanent resistance to standing water. Damaged areas must be replaced in part or extensively depending on the respective degree of damage incurred.

Mechanical destruction

Mechanical destruction of STEICOzell air-injected insulation does not have any negative impact on the environment.

2.14 Re-use phase

When dismantled without damage, STEICOzell can be reused for the same application after the end of utilisation, or may be reused in the same application spectrum in an alternative location.

Provided that the wood fibre insulation material is not damaged, material recycling of the raw material does not present a problem (e.g. reintroduction to the production process).

2.15 Disposal

Single-variety, uncontaminated insulation material residue can be recycled in the production process. During thermal utilisation, STEICO wood fibre insulation materials achieve a calorific value of approx. 19.1 MJ per kg insulation material (product moisture = 10%) as renewable energy carriers, e.g. for heating as biomass or in waste incineration plants. Process energy as well as electricity can be generated.

Waste code in accordance with the European Waste Catalogue (*EWC*): 030105/170201

2.16 Further information

Detailed information on STEICOzell and other insulation materials products offered by STEICO SE (processing, characteristic values, approvals) is available at www.steico.com.

3. LCA: Calculation rules

3.1 Declared Unit

The declared unit is 1 kg STEICOzell air-injected insulation material made from wood fibres.

Note: Various densities must be assumed for analysis at building level and depending on the respective application (see section 2.3).

In accordance with 5.2.1a in *PCR Part A*, this concerns a "Declaration of a specific product from a manufacturer's plant".

Declared Unit

Name	Value	Unit
Declared unit	1	kg
Conversion factor to 1 kg	1	-
Density (in relation to the indicated thermal conductivity)	40	kg/m ³

3.2 System boundary

The Declaration complies with an EPD "from cradle to plant gate, with options". It includes the production stage, i.e. from provision of the raw materials through to production (*cradle to gate*, Modules A1 to A3), Module A5, and parts of the end-of-life stage (Modules C2 and C3). It also contains an analysis of the potential benefits and burdens over and beyond the product's entire life cycle (Module D).

Module A1 comprises the provision of wood from forestry resources and the provision of additives. Transport of these substances is considered in Module A2. Module A3 includes the expenses associated with manufacturing the product, such as the provision of fuels, consumables and energy, as well as product packaging.

Module A5 exclusively covers the disposal of product packaging which includes the disposal of biogenic carbon and primary energy (PERM and PENRM). Module C2 considers transport to the disposal company and Module C3 is concerned with preparing and sorting the material.

In accordance with /EN 16485/, Module C3 also includes as outflows the CO₂ equivalents of the carbon inherent in the wood product as well as the renewable and non-renewable primary energy (PERM and PENRM) contained in the product.

Module D takes account of the thermal utilisation of the product at its end of life as well as the ensuing potential benefits and burdens in the form of a system extension.

3.3 Estimates and assumptions

In principle, all of the material and energy flows for the processes required by production are established on the basis of questionnaires.

3.4 Cut-off criteria

No known material or energy flows were ignored, including those below the limit of 1%. Accordingly, the total sum of input flows ignored is certainly less than 5% of the energy and mass applied. This also guarantees that no material or energy flows were ignored which display a particular potential for significant influences in terms of environmental indicators.

3.5 Background data

All background data was taken from the *GaBi professional database 2020 edition* and the "Ökobilanz-Basisdaten für Bauprodukte aus Holz" final report (S. Rüter, S. Diederichs: 2012).

3.6 Data quality

The primary data gleaned for 2019 was validated on the basis of mass and in accordance with plausibility criteria.

With the exception of forest wood, the background data used for wood materials for material and energy purposes originates from 2008 to 2012. The provision of forest wood was taken from a 2008 publication which is essentially based on information from 1994 to 1997. All other information was taken from the *GaBi Professional Database 2020 Edition*. The overall data quality can be regarded as good.

3.7 Period under review

The data recorded for the primary system refers to 2019. Accordingly, all information is based on averaged data from 12 consecutive months.

3.8 Allocation

The allocations comply with the specifications of the *EN 15804* and *EN 16485*, and are explained in detail in S. Rüter, S. Diederichs: 2012. Essentially, the following system extensions and allocations were carried out.

General information

The product characteristics inherent in the material (biogenic carbon and the primary energy contained therein) are allocated in accordance with the physical criterion of mass.

Module A1

The processes in the upstream forestry chain concern associated co-productions of logs (primary product) and industrial wood (co-product). The corresponding expenses of this upstream chain were allocated on the basis of log and industrial wood prices.

For the same reason, the expenses associated with sawn timber (primary product) and sawmill by-products (wood chips, co-product) were also allocated on the basis of their prices in the upstream sawmill chain.

Module A3

On the other hand, the products manufactured in the plant are not associated co-productions. In accordance with *EN 16485*, data which is only available for production as a whole is allocated to the products on the basis of the production volume (mass).

Energy generated from external disposal of waste incurred during production is credited to the system by means of substitution processes, whereby it is assumed that the thermal energy would be generated from natural gas and the substituted electricity would correspond with the German power mix.

The credits achieved here account for significantly less than 1% of overall expenses.

Module D

The potential benefit through substitution of fossil fuels in the course of generating energy with thermal utilisation of the product packaging and the actual product at its end of life is analysed in Module D, whereby a system extension is applied for calculating the substitutions under the assumptions described above.

3.9 Comparability

Basically, a comparison or an evaluation of EPD data is only possible if all the data sets to be compared were created according to *EN 15804* and the building context, respectively the product-specific characteristics of performance, are taken into account.

The LCA was conducted using version 9.2 of the *GaBi ts 2020* software.

All background data was taken from the *GaBi Professional Database 2020 Edition* or literary sources.

4. LCA: Scenarios and additional technical information

The scenarios on which the LCA is based are outlined in more detail below.

Construction installation process (A5)

The information in Module A5 exclusively refers to the disposal of packaging materials. No information is provided on installation of the product. The volume of packaging materials incurred per declared unit in Module A5 and directed to thermal waste treatment as well as other details on the scenario are listed in the following table.

Name	Value	Unit
Solid wood (wood moisture = 40%) as packaging material for thermal waste treatment	0.10	kg
PE foil as packaging material for thermal waste treatment	0.01	kg
Paper as packaging material for thermal waste treatment	1.25E-4	kg
Biogenic carbon contained in the solid wood share of packaging	0.04	kg
Total efficiency of thermal waste treatment	38-44	%
Total exported electrical energy	0.03	kWh
Total exported thermal energy	0.18	MJ

A transport distance of 20 km is assumed for disposal of the product packaging.

End of life (C2-C3)

A redistribution transport distance of 50 km is assumed in Module C2.

Name	Value	Unit
Energy recovery	1	kg

A collection rate of 100% is assumed for the scenario of thermal recycling as a secondary fuel.

Reuse, recovery and recycling potential (D), relevant scenario information

Name	Value	Unit
Electricity generated (per tonne of bone-dry waste wood)	968.37	kWh
Waste heat generated (per tonne of bone-dry waste wood)	7053.19	MJ
Electricity generated (per net flow of declared unit)	0.88	kWh
Waste heat generated (per net flow of declared unit)	6.31	MJ

The product is recycled in the same composition as the declared unit at the end-of-life stage. As it primarily comprises wood, it is regarded as waste wood.

Thermal recovery in a biomass power station with an overall degree of efficiency of 54.54% and electrical efficiency of 18.04% is assumed, whereby incineration of 1 tonne of bone-dry wood (mass value as bone dry, consideration of efficiency, yet ~18% wood moisture) generates approx. 968.37 kWh electricity and 7053.19 MJ useful heat. Converted to the net flow of the bone-dry wood percentage included in Module D and taking consideration of the percentage of adhesives in waste wood, 0.88 kWh electricity and 6.31 MJ thermal energy are produced per declared unit in Module D.

The exported energy substitutes fuels from fossil sources, whereby it is alleged that the thermal energy is generated from natural gas and the substituted electricity complies with the German power mix.

5. LCA: Results

DESCRIPTION OF THE SYSTEM BOUNDARY (X = INCLUDED IN LCA; MND = MODULE NOT DECLARED; MNR = MODULE NOT RELEVANT)

PRODUCT STAGE			CONSTRUCTION PROCESS STAGE		USE STAGE								END OF LIFE STAGE				BENEFITS AND LOADS BEYOND THE SYSTEM BOUNDARIES
Raw material supply	Transport	Manufacturing	Transport from the gate to the site	Assembly	Use	Maintenance	Repair	Replacement	Refurbishment	Operational energy use	Operational water use	De-construction demolition	Transport	Waste processing	Disposal	Reuse-Recovery-Recycling-potential	
A1	A2	A3	A4	A5	B1	B2	B3	B4	B5	B6	B7	C1	C2	C3	C4	D	
X	X	X	MND	X	MND	MND	MNR	MNR	MNR	MND	MND	MND	X	X	MND	X	

RESULTS OF THE LCA - ENVIRONMENTAL IMPACT according to EN 15804+A1: 1 kg STEICOzell

Parameter	Unit	A1	A2	A3	A5	C2	C3	D
GWP	[kg CO ₂ -Eq.]	-1.36E+0	1.54E-2	9.45E-1	4.62E-2	2.90E-3	1.46E+0	-6.55E-1
ODP	[kg CFC11-Eq.]	3.29E-10	2.56E-18	2.55E-15	1.80E-17	4.83E-19	0.00E+0	-2.06E-14
AP	[kg SO ₂ -Eq.]	3.53E-4	6.44E-5	1.59E-3	9.88E-6	1.22E-5	0.00E+0	-6.86E-4
EP	[kg (PO ₄) ³ -Eq.]	6.12E-5	1.62E-5	1.83E-4	1.12E-6	3.06E-6	0.00E+0	-1.20E-4
POCP	[kg ethene-Eq.]	3.91E-5	-2.71E-5	3.12E-4	3.75E-7	-5.11E-6	0.00E+0	-6.70E-5
ADPE	[kg Sb-Eq.]	1.74E-5	1.29E-9	8.54E-8	2.46E-9	2.44E-10	0.00E+0	-2.00E-7
ADPF	[MJ]	2.12E+0	2.12E-1	1.13E+1	1.58E-2	4.01E-2	0.00E+0	-1.17E+1

Caption: GWP = Global warming potential; ODP = Depletion potential of the stratospheric ozone layer; AP = Acidification potential of land and water; EP = Eutrophication potential; POCP = Formation potential of tropospheric ozone photochemical oxidants; ADPE = Abiotic depletion potential for non-fossil resources; ADPF = Abiotic depletion potential for fossil resources

RESULTS OF THE LCA - INDICATORS TO DESCRIBE RESOURCE USE according to EN 15804+A1: 1 kg STEICOzell

Parameter	Unit	A1	A2	A3	A5	C2	C3	D
PERE	[MJ]	7.33E-2	1.20E-2	1.05E+0	3.55E-3	2.26E-3	0.00E+0	-3.62E+0
PERM	[MJ]	1.54E+1	0.00E+0	1.40E-1	-1.40E-1	0.00E+0	-1.54E+1	0.00E+0
PERT	[MJ]	1.54E+1	1.20E-2	1.19E+0	-1.36E-1	2.26E-3	-1.54E+1	-3.62E+0
PENRE	[MJ]	2.14E+0	2.13E-1	1.14E+1	1.75E-2	4.02E-2	0.00E+0	-1.31E+1
PENRM	[MJ]	3.72E+0	0.00E+0	4.70E-1	-4.70E-1	0.00E+0	-3.72E+0	0.00E+0
PENRT	[MJ]	5.86E+0	2.13E-1	1.19E+1	-4.52E-1	4.02E-2	-3.72E+0	-1.31E+1
SM	[kg]	0.00E+0	0.00E+0	0.00E+0	0.00E+0	0.00E+0	0.00E+0	0.00E+0
RSF	[MJ]	0.00E+0	0.00E+0	1.65E+0	0.00E+0	0.00E+0	0.00E+0	1.54E+1
NRSF	[MJ]	0.00E+0	0.00E+0	0.00E+0	0.00E+0	0.00E+0	0.00E+0	3.72E+0
FW	[m ³]	1.16E-3	1.38E-5	2.96E-3	1.25E-4	2.61E-6	0.00E+0	2.31E-3

Caption: PERE = Use of renewable primary energy excluding renewable primary energy resources used as raw materials; PERM = Use of renewable primary energy resources used as raw materials; PERT = Total use of renewable primary energy resources; PENRE = Use of non-renewable primary energy excluding non-renewable primary energy resources used as raw materials; PENRM = Use of non-renewable primary energy resources used as raw materials; PENRT = Total use of non-renewable primary energy resources; SM = Use of secondary material; RSF = Use of renewable secondary fuels; NRSF = Use of non-renewable secondary fuels; FW = Use of net fresh water

RESULTS OF THE LCA – WASTE CATEGORIES AND OUTPUT FLOWS according to EN 15804+A1: 1 kg STEICOzell

Parameter	Unit	A1	A2	A3	A5	C2	C3	D
HWD	[kg]	4.21E-6	9.91E-9	8.45E-9	6.69E-11	1.87E-9	0.00E+0	-6.61E-9
NHWD	[kg]	1.40E-3	3.26E-5	6.25E-3	3.28E-3	6.15E-6	0.00E+0	2.87E-2
RWD	[kg]	8.73E-6	2.63E-7	5.69E-5	6.58E-7	4.97E-8	0.00E+0	-5.24E-4
CRU	[kg]	0.00E+0	0.00E+0	0.00E+0	0.00E+0	0.00E+0	0.00E+0	0.00E+0
MFR	[kg]	0.00E+0	0.00E+0	0.00E+0	0.00E+0	0.00E+0	0.00E+0	0.00E+0
MER	[kg]	0.00E+0	0.00E+0	0.00E+0	0.00E+0	0.00E+0	1.00E+0	0.00E+0
EEE	[MJ]	0.00E+0	0.00E+0	0.00E+0	9.46E-2	9.46E-2	9.46E-2	3.18E+0
EET	[MJ]	0.00E+0	0.00E+0	0.00E+0	1.83E-1	1.83E-1	1.83E-1	6.30E+0

Caption: HWD = Hazardous waste disposed; NHWD = Non-hazardous waste disposed; RWD = Radioactive waste disposed; CRU = Components for re-use; MFR = Materials for recycling; MER = Materials for energy recovery; EEE = Exported electrical energy; EEE = Exported thermal energy

6. LCA: Interpretation

The interpretation of results focuses on the production phase (Modules A1 to A3) as it is based on specific data provided by the company. The interpretation takes the form of a dominance analysis of the

environmental impacts (GWP, ODP, AP, EP, POCP, ADPE, ADPF) and the use of renewable/non-renewable primary energy (PERE, PENRE).

Accordingly, the most significant factors for the respective categories are listed below.

6.1 Global Warming Potential (GWP)

CO₂ product system inputs and outputs inherent in wood require separate consideration in terms of GWP. A total of approx. 1.47 kg CO₂ enters the system in the form of carbon stored in the biomass. Around 0.01 kg CO₂ bound in the form of the packaging material is accounted for in Module A3 and released again in Module A5.

The volume of carbon accounting for around 1.46 kg CO equiv. ultimately stored in the wood fibre insulating material is extracted from the system again when recycled in the form of waste wood.

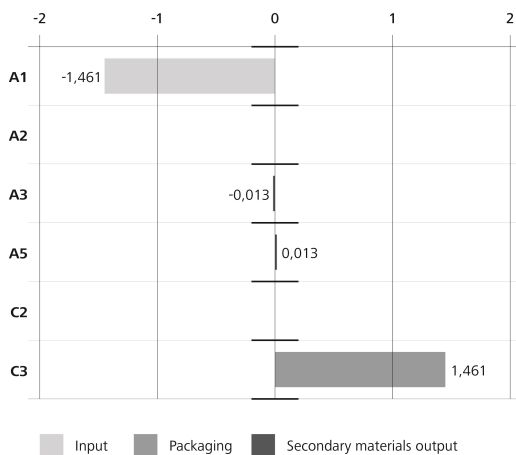


Fig. 2: CO₂ product system inputs and outputs inherent in wood. The inverse indications suggested by inputs and outputs are in line with the LCO CO₂ flow analysis in terms of the atmosphere.

10% of the analysed fossil greenhouse gases are accounted for by the provision of raw materials (entire Module A1), 1% by transporting the raw materials (entire Module A2), and 89% by the manufacturing process for the wood fibre insulation material (entire Module A3).

Essential influential factors are represented by heat generation in the plant accounting for 38% and the provision of electricity accounting for 42% as part of Module A3, as well as the provision of additives used as part of Module A1 accounting for 8% of fossil greenhouse gas emissions.

6.2 Ozone Depletion Potential (ODP)

Emissions with an ozone depletion potential are incurred almost exclusively (almost 100%) by the provision of additives for the product.

6.3 Acidification Potential (AP)

Essentially, the generation of energy during the manufacturing process accounting for 70% (Module A3) and the provision of additives for the product accounting for 14% (Module A1) are the most relevant sources for emissions contributing to the acidification potential.

6.4 Eutrophication Potential (EP)

36% of total EP is attributable to the provision of electricity and a further 20% is accounted for by the provision of heat (both Module A3). Additives account for a 17% contribution to EP (Module A1).

6.5 Photochemical Ozone Creation Potential (POCP)

The primary POCP contributions (54%) are accounted for by direct emissions in the plant (Module A3). The provision of energy in the plant (also Module A3) account for a further 35% of total POCP. The negative values recorded for the POCP in Modules A2 and C2 are attributable to the negative characterisation factor for nitrogen monoxide emissions of the standard-conformant CML IA version (2001 – April 2013) in combination with the current /GaBi Professional Database 2020 Edition/ truck transport process used for modelling log transport.

6.6 Abiotic Depletion Potential non-Fossil Resources (ADPE)

The essential contributions to ADPE are incurred by the provision of additives for the product (Module A1).

6.7 Abiotic Depletion Potential – fossil fuels (ADPF)

42% of total ADPF are incurred by the generation of heat in the manufacturing process and 33% by the electricity consumed there (both Module A3). The provision of additives for the product accounts for 14% (Module A1).

6.8 Renewable primary energy as energy carrier (PERE)

Most (72%) of the use of PERE is accounted for by the renewable percentage of electricity consumption and 17% is attributable to the packaging materials used (both Module A3). 6% of total use is attributable to the provision of additives for the product (Module A1).

6.9 Non-renewable primary energy as energy carrier (PERE)

The use of PENRE is distributed across the provision of product additives (14%, Module A1) and the manufacturing process, with 42% for heat generation and 33% for electricity consumption there (both Module A3).

6.10 Waste

Special waste is essentially incurred in Module A1 during the provision of additives for the product.

7. Requisite evidence

7.1 Testing for pre-treatment of substances used

No waste wood is used as a material input in the production of STEICO wood fibre insulation materials. Only untreated fresh wood (conifer) is used.

7.2 VOC emissions

VOC evidence is available for the STEICOzell wood fibre air-injected insulation product. The measurements were taken by MPA Eberswalde (PB 31/17//2938/43).

AgBB overview of results (28 days)

Name	Value	Unit
TVOC (C6 - C16)	136	µg/m ³
Sum SVOC (C16 - C22)	<0.005	µg/m ³

R (dimensionless)	57	-
VOC without NIK	<0.005	µg/m ³
Carcinogenic Substances	<1	µg/m ³

8. References

/AgBB/

Bewertungsschema für VOC aus Bauprodukten, Ausschuss zur gesundheitlichen Bewertung von Bauprodukten (AgBB), 2012.

/Biozidprodukteverordnung/

Verordnung (EU) Nr. 528/2012 des Europäischen Parlaments und des Rates vom 22. Mai 2012 über die Bereitstellung auf dem Markt und die Verwendung von Biozidprodukten, 2012.

/CML-IA 2013/

Oers, L. van: 2015, CML-IA database, characterisation and normalisation factors for midpoint impact category indicators. Version (2011-Apr. 2013).

/CPR/

Verordnung (EU) Nr. 305/2011 des Europäischen Parlaments und des Rates vom 09. März 2011 zur Festlegung harmonisierter Bedingungen für die Vermarktung von Bauprodukten und zur Aufhebung der Richtlinie 89/106/EWG des Rates.

/CU-COC-841217/

FSC Zertifikat STEICO, 2020, abrufbar unter <https://info.fsc.org/certificate.php>.

/CU-PEFC-841217/

PEFC-Zertifikat STEICO, 2020, abrufbar unter <https://www.pefc.org/find-certified>.

/DOP Nr. 05-0001-05/

STEICO zell Leistungserklärung Nr. 05-0001-05.

/EAK/

Europäischer Abfallkatalog (EAK) nach Verordnung über das Europäische Abfallverzeichnis (Abfallverzeichnis-Verordnung - AVV), 2016.

/ECHA-Kandidatenliste/

Liste der für eine Zulassung in Frage kommenden besonders besorgniserregenden Stoffe (Stand 15.01.2018) gemäß Artikel 59 Absatz 10 der REACH-Verordnung. European Chemicals Agency.

/EN 13171/

DIN EN 13171:2012, Wärmedämmstoffe für Gebäude - Werkmäßig hergestellte Produkte aus Holzfasern (WF) - Spezifikation, Deutsche Fassung der DIN EN 13171:2012.

/EN 13501-1/

DIN EN 13501-1: 2019-05, Klassifizierung von Bauprodukten und Bauarten zu ihrem Brandverhalten - Teil 1: Klassifizierung mit den Ergebnissen aus den Prüfungen zum Brandverhalten von Bauprodukten.

/EN 16485/

EN 16485:2014-07, Rund- und Schnittholz – Umweltproduktdeklarationen – Produktkategorieeregeln für Holz und Holzwerkstoffe im Bauwesen.

/ETA-12/0011/

Europäische Technische Bewertung ETA-12/0011, 23.01.2017, Deutsches Institut für Bautechnik, STEICOzell Wärmedämmstoff aus losen, ungebundenen Holzfasern.

/GaBi Professional Datenbank 2020 Edition/

GaBi Professional Datenbank Version 8.7, SP40, sphaera, 2020.

/GaBi ts 2020/

GaBi ts Software Version 9.2.1: Software und Datenbank zur Ganzheitlichen Bilanzierung. sphaera, 2020.

/ISO 14001/

DIN EN ISO 14001:2015, Umweltmanagementsysteme – Anforderungen.

/ISO 18393-1/

ISO 18393-1:2012-07, Wärmedämmprodukte — Bestimmung der Alterung durch Setzung – Teil 1: Eingebundene lose Wärmedämmstoffe für belüftete Dachgeschosse, zyklische Luftfeuchte- und Temperaturbeanspruchungen.

/ISO 9001/

DIN EN ISO 9001:2015-11, Qualitätsmanagementsysteme – Anforderungen.

/ISO 9053/

DIN EN ISO 9053-1:2019-03, Akustik - Bestimmung des Strömungswiderstandes - Teil 1: Verfahren mit statischer Luftströmung.

/MPA NRW-00664-01/

Materialprüfungsamt Nordrhein-Westfalen, Konformitätszertifikat NRW-00664-01, Dortmund 15.04.2020.

/PB 31/17//2938/43/

Prüfbericht Nr. 31/17//2938/43, Prüfkammertest (DIN EN ISO 16009-9; EN 16516) zur Ermittlung und Bewertung der VOC- und Formaldehyd-Emissionen gemäß DIBt-Grundsätzen zur gesundheitlichen Bewertung von Bauprodukten in Innenräumen, Materialprüfungsanstalt Brandenburg GmbH, Eberswalde, 19.02.2018.

/PCR Teil A/

Produktkategorieeregeln für gebäudebezogene Produkte und Dienstleistungen, Teil A: Rechenregeln für die Ökobilanz und Anforderungen an den Hintergrundbericht, 2019.

/PCR: Einblasdämmstoffe aus Zellulose- und Holzfasern/

PCR Anleitungstexte für gebäudebezogene Produkte und Dienstleistungen, Teil B: Anforderungen an die EPD für Einblasdämmstoffe aus Zellulose- und Holzfasern, 2017.

/Prüfbericht IBR/

Gutachten Nr. 3020-1092, IBR Rosenheim,
03.04.2020, Gutachten für die Produkte
Holzfaserwerkstoffe.

/REACH-Verordnung/

Verordnung (EG) Nr. 1907/2006 des Europäischen
Parlaments und des Rates vom 18. Dezember 2006
zur Registrierung, Bewertung, Zulassung und
Beschränkung chemischer Stoffe (REACH). Zuletzt
geändert am 07.01.2019.

/Rüter, S.; Diederichs, S.: 2012/

Rüter, S.; Diederichs, S.: 2012, Ökobilanz-Basisdaten
für Bauprodukte aus Holz: Arbeitsbericht aus dem
Institut für Holztechnologie und Holzbiologie, Hamburg
2012.

**Publisher**

Institut Bauen und Umwelt e.V.
Panoramastr. 1
10178 Berlin
Germany

Tel +49 (0)30 3087748- 0
Fax +49 (0)30 3087748- 29
Mail info@ibu-epd.com
Web www.ibu-epd.com

**Programme holder**

Institut Bauen und Umwelt e.V.
Panoramastr. 1
10178 Berlin
Germany

Tel +49 (0)30 - 3087748- 0
Fax +49 (0)30 - 3087748 - 29
Mail info@ibu-epd.com
Web www.ibu-epd.com

**Author of the Life Cycle
Assessment**

Thünen-Institut für Holzforschung
Leuschnerstr. 91
21031 Hamburg
Germany

Tel +49(0)40 73962 - 619
Fax +49(0)40 73962 - 699
Mail holzundklima@thuenen.de
Web www.thuenen.de

**Owner of the Declaration**

STEICO SE
Otto-Lilienthal-Ring 30
85622 Feldkirchen
Germany

Tel +49 (0)89 991 551 0
Fax +49 (0)89 991 551 98
Mail info@steico.com
Web www.steico.com